

## If you could start over, would you choose to attend the U?

---

	Individual Responses	%
1 Definitely no	6	1
2 Probably no	53	9
3 Probably yes	255	43
4 Definitely yes	269	47
Total	583	100

## Does the institution emphasize studying and academic work?

---

### First year (%)

14b. Providing support to help students succeed academically

74



### Seniors (%)

14b. Providing support to help students succeed academically

68



## Do you discuss ideas from readings or classes with others outside of class?

---

How often do students talk with faculty members outside class about what they are learning?<sup>b</sup>

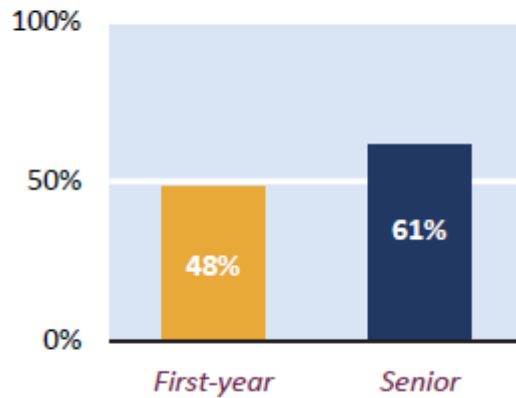
21% of FY students 'frequently' discussed course topics, ideas, or concepts with a faculty member outside of class.

	Individual Responses
1 Never	456
2 Sometimes	622
3 Often	256
4 Very often	114
Total	1,448

## Are students actively involved in their learning, individually and working with others?

### How often do students work together on class projects and assignments?<sup>b</sup>

48% of FY students and 61% of seniors 'frequently' worked with their peers on course projects and assignments.



### How often do students work together to prepare for exams?<sup>b</sup>

45% of FY students 'frequently' prepared for exams by discussing or working through course material with other students.

c. Participate in a learning community or some other formal program where groups of students take two or more classes together	learncom (Means indicate the percentage who responded "Done or in progress.")	Have not decided	148
		Do not plan to do	767
		Plan to do	135
		Done or in progress	318
		Total	1,368

## How challenging is your institution's intellectual and creative work?

---

10. During the current school year, to what extent have your courses challenged you to do your best work?

challenge		Individual Responses	%
1	Not at all	10	1
2		18	1
3		45	3
4		111	8
5		387	28
6		432	31
7	Very much	367	27
Total		1,370	100

## Do students work with faculty members inside and outside the classroom?

---

### How often do students talk with faculty members outside class about what they are learning?<sup>b</sup>

21% of FY students 'frequently' discussed course topics, ideas, or concepts with a faculty member outside of class.

### How many students work on research projects with faculty?

9% of FY students and 22% of seniors worked on a research project with a faculty member.

### U of U

---

#### *First-Year Students*

	%
11c. Learning community	20
12. Service-learning	41
<b>11e. Research with faculty</b>	<b>9</b>

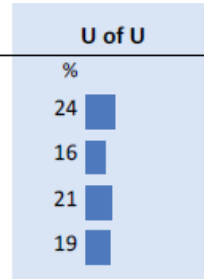
#### *Seniors*

11c. Learning community	23
12. Service-learning	52
<b>11e. Research with faculty</b>	<b>22</b>
11a. Internship or field exp.	40

## Student-Faculty Interaction

Percentage of students who responded that they "Very often" or "Often"...

- 3a. Talked about career plans with a faculty member
- 3b. Worked w/faculty on activities other than coursework (committees, student groups, etc.)
- 3c. Discussed course topics, ideas, or concepts with a faculty member outside of class
- 3d. Discussed your academic performance with a faculty member



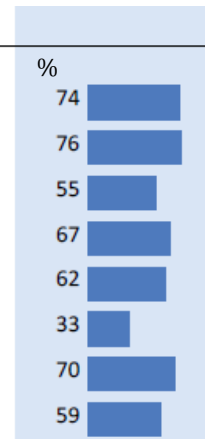
## Do students feel the institution is committed to their success?

### First Year Students

#### Supportive Environment

Percentage responding "Very much" or "Quite a bit" about how much the institution emphasized...

- 14b. Providing support to help students succeed academically
- 14c. Using learning support services (tutoring services, writing center, etc.)
- 14d. Encouraging contact among students from diff. backgrounds (soc., racial/eth., relig., etc.)
- 14e. Providing opportunities to be involved socially
- 14f. Providing support for your overall well-being (recreation, health care, counseling, etc.)
- 14g. Helping you manage your non-academic responsibilities (work, family, etc.)
- 14h. Attending campus activities and events (performing arts, athletic events, etc.)
- 14i. Attending events that address important social, economic, or political issues



#### 18. How would you evaluate your entire educational experience at this institution?

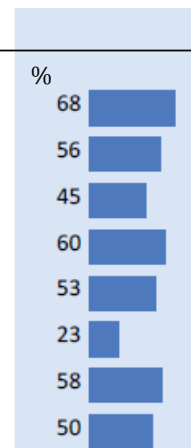
evalexp	Individual Responses	%
1 Poor	6	1
2 Fair	47	8
3 Good	285	49
4 Excellent	244	42
Total	582	100

### Seniors

#### Supportive Environment

Percentage responding "Very much" or "Quite a bit" about how much the institution emphasized...

- 14b. Providing support to help students succeed academically
- 14c. Using learning support services (tutoring services, writing center, etc.)
- 14d. Encouraging contact among students from diff. backgrounds (soc., racial/eth., relig., etc.)
- 14e. Providing opportunities to be involved socially
- 14f. Providing support for your overall well-being (recreation, health care, counseling, etc.)
- 14g. Helping you manage your non-academic responsibilities (work, family, etc.)
- 14h. Attending campus activities and events (performing arts, athletic events, etc.)
- 14i. Attending events that address important social, economic, or political issues



14. How much does your institution emphasize the following?				Individual Responses	%
a. Spending significant amounts of time studying and on academic works	empstudy	1	Very little	25	2
		2	Some	195	15
		3	Quite a bit	583	44
		4	Very much	526	40
		Total		1,329	100
b. Providing support to help students succeed academically	SEacademic	1	Very little	79	6
		2	Some	348	26
		3	Quite a bit	588	44
		4	Very much	307	23
		Total		1,322	100
c. Using learning support services (tutoring services, writing center, etc.)	SElearnsup	1	Very little	156	12
		2	Some	424	32
		3	Quite a bit	475	36
		4	Very much	266	20
		Total		1,321	100
f. Providing support for your overall well-being (recreation, health care, counseling, etc.)	SEwellness	1	Very little	175	13
		2	Some	437	34
		3	Quite a bit	444	34
		4	Very much	262	19
		Total		1,318	100
g. Helping you manage your non-academic responsibilities (work, family, etc.)	SEnonacad	1	Very little	510	39
		2	Some	504	38
		3	Quite a bit	195	15
		4	Very much	109	8
		Total		1,318	100

**How often did you work harder than you thought you could to meet an instructor's standards or expectations?**

---

(Could not find information about this)

**Can you identify three faculty who could give you a reference?**

---

(Could not find information about this)

## Did you participate in a learning community?

---

### What types of honors courses, learning communities, and other distinctive programs are offered?

During their first year, 20% of students participated in a learning community. By spring of their senior year, 27% of students had done or were in progress doing a culminating senior experience.

## Did you participate in a practicum, internship, field experience, co-op experience, or clinical assignment?

---

Item wording or description	Variable name <sup>e</sup>	Values <sup>d</sup>	U of U	
			Count	%
<b>11. Which of the following have you done or do you plan to do before you graduate?<sup>f</sup></b>				
a. Participate in an internship, co-op, field experience, student teaching, or clinical placement	intern <i>(Means indicate the percentage who responded "Done or in progress.")</i>	Have not decided Do not plan to do Plan to do Done or in progress Total	112 251 443 566 1,372	8 19 32 40 100